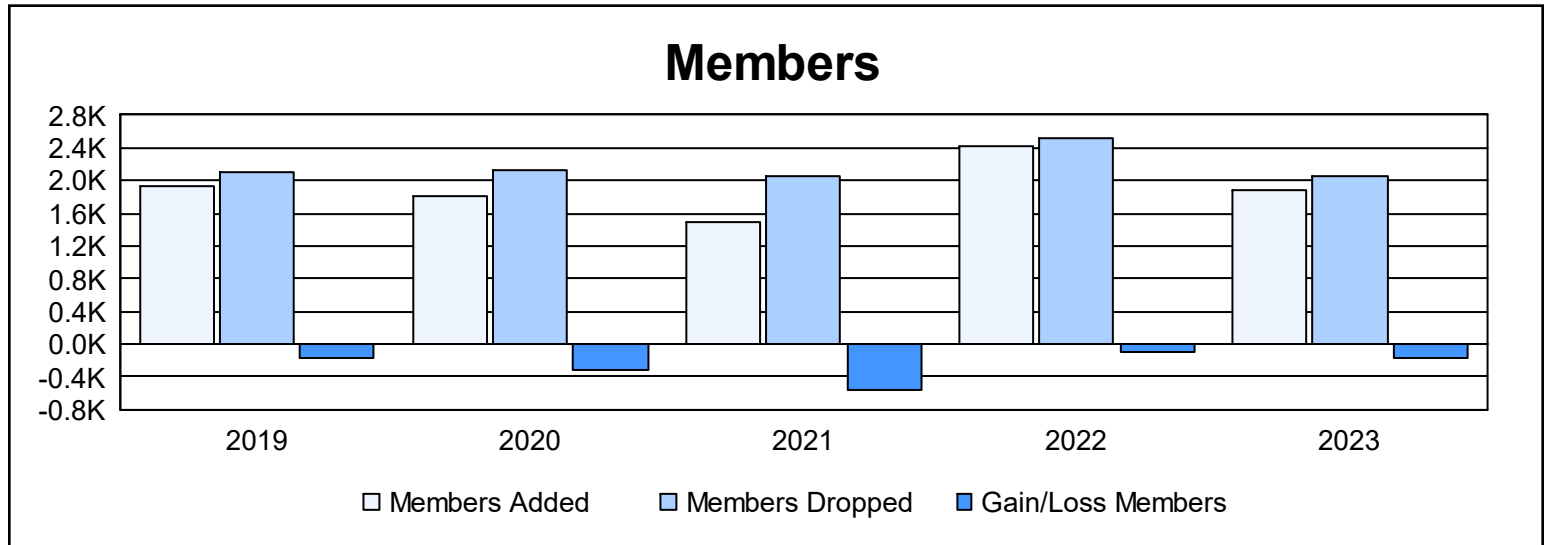
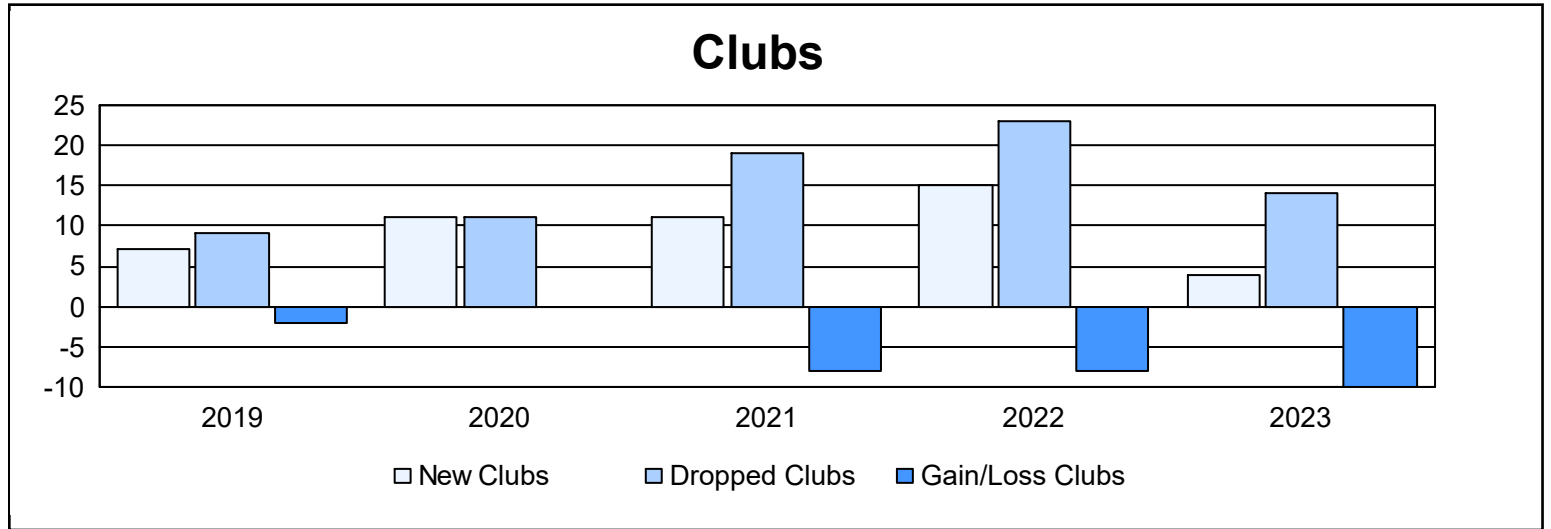
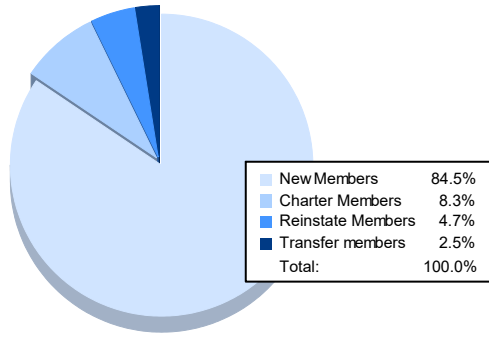


| Year | New Clubs | Dropped Clubs | Gain/ Loss Clubs | New Members | Charter Members | Reinstate Members | Transfer Members | Total Member Added | Total Members Dropped | Gain/ Loss Members |
|----------------|-----------|---------------|------------------|--------------|-----------------|-------------------|------------------|--------------------|-----------------------|--------------------|
| 2018-2019 | 7 | 9 | -2 | 1,620 | 206 | 62 | 37 | 1,925 | 2,099 | -174 |
| 2019-2020 | 11 | 11 | 0 | 1,379 | 281 | 54 | 91 | 1,805 | 2,123 | -318 |
| 2020-2021 | 11 | 19 | -8 | 997 | 330 | 147 | 16 | 1,490 | 2,057 | -567 |
| 2021-2022 | 15 | 23 | -8 | 1,593 | 531 | 245 | 56 | 2,425 | 2,517 | -92 |
| 2022-2023 | 4 | 14 | -10 | 1,596 | 156 | 88 | 48 | 1,888 | 2,057 | -169 |
| Average | 10 | 15 | -6 | 1,437 | 301 | 119 | 50 | 1,907 | 2,171 | -264 |



Membership Composition June 2023 Cumulative



Gender Composition June 2023 Cumulative

